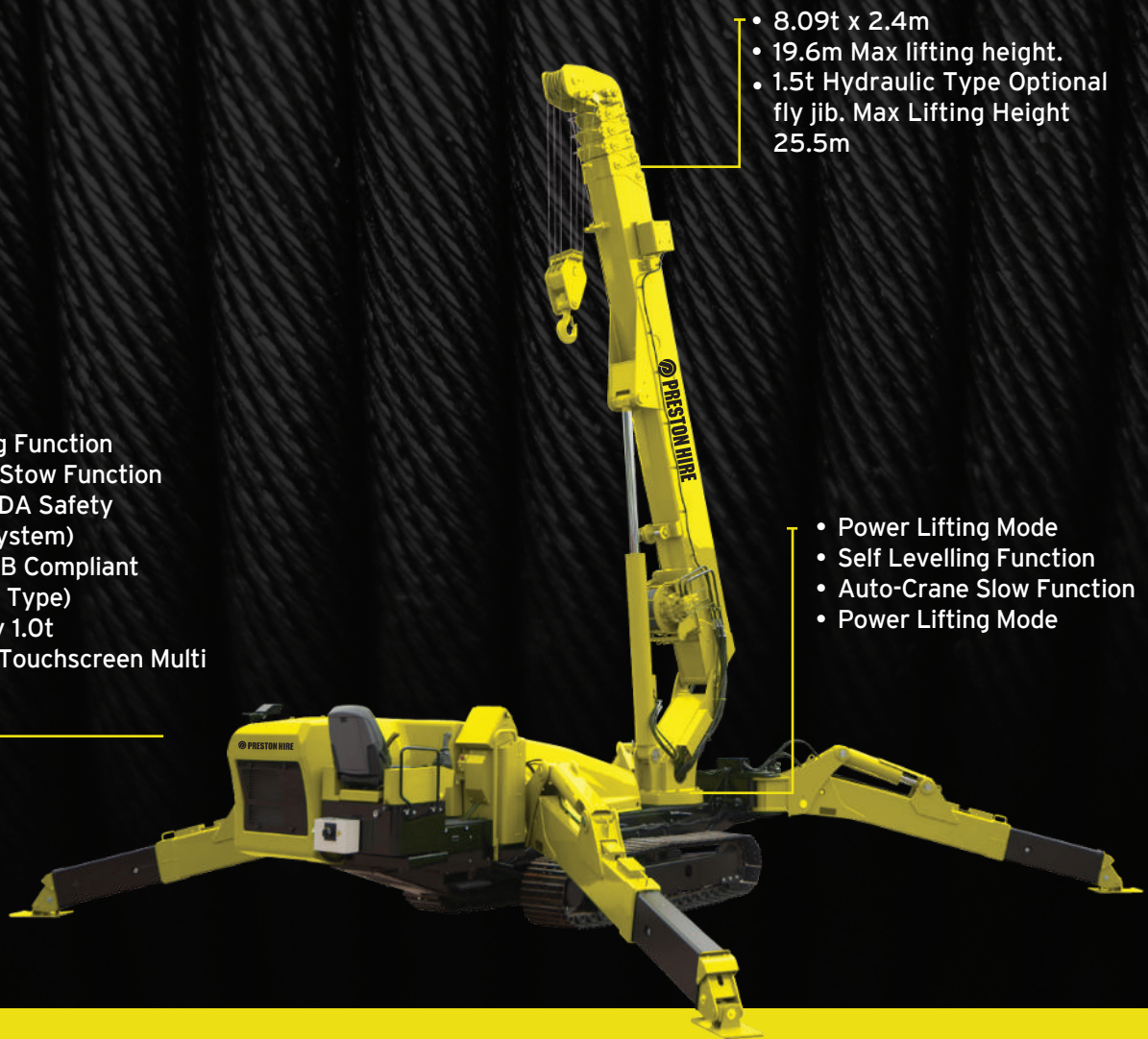


# SUPERCRANE™ 815



- Self Leveling Function
- Auto-Crane Stow Function
- MSOS (MAEDA Safety Operation System)
- EU Stage III B Compliant Engine (DPF Type)
- Pick & Carry 1.0t
- New "10.4" Touchscreen Multi Monitor

- 8.09t x 2.4m
- 19.6m Max lifting height.
- 1.5t Hydraulic Type Optional fly jib. Max Lifting Height 25.5m

- Power Lifting Mode
- Self Levelling Function
- Auto-Crane Slow Function
- Power Lifting Mode

The Preston Hire SuperCrane™ 815 is the largest Maeda mini crane with a huge 8.09 tonne lift capacity. Useful pick and carry capacity of up to 1000kg and is packed with the latest technology for safe and efficient lifting. Consider the possibilities...



COUNT ON US

0800 440 558 | [prestonhire.co.nz](http://prestonhire.co.nz)

# LOAD CHART SUPERCRANE™ 815

## DIMENSIONS

Length	5900mm
Width	1670mm
Height	2490mm
Weight	10,230kg

## CAPACITY

Max. capacity	8.09t at 2.4m
Max. working radius	18.8m x 0.34t
Max. lifting height	19.6m 2.39t (25.5m x 1.5t with fly jib)

Max. reach below ground level -21.0m  
(6 falls)/-34.0m (4 falls)/-68.0m (2 falls)  
/-136.0m(single fall)

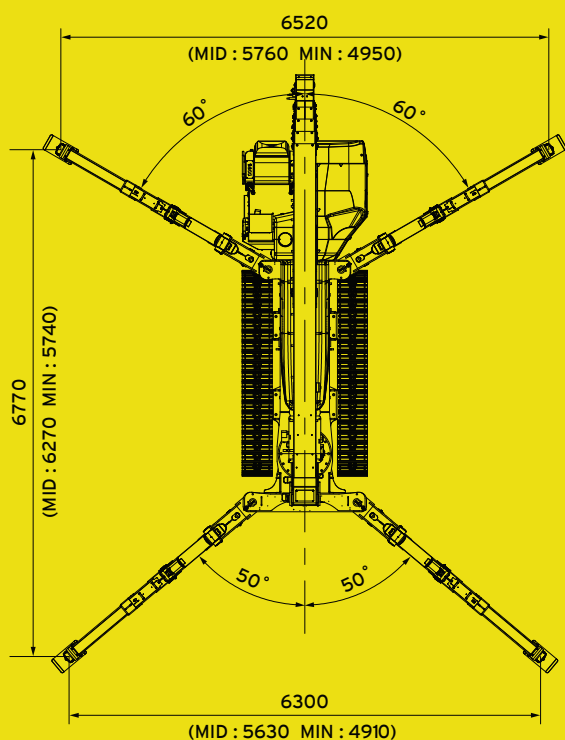
Pick and Carry	1.0t
----------------	------

## OUTRIGGER SYSTEMS

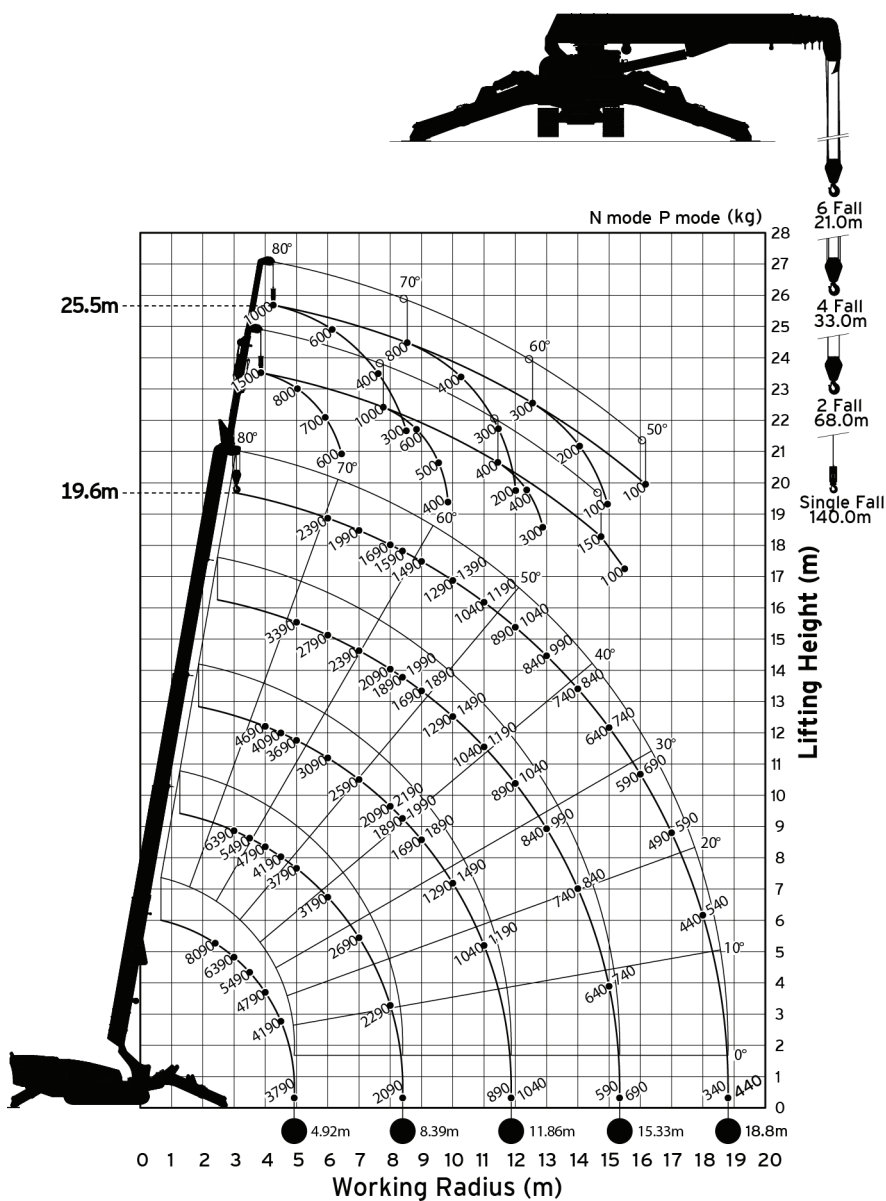
Max Extended	6700mm x 6520mm
--------------	-----------------

## TRAVEL SYSTEMS

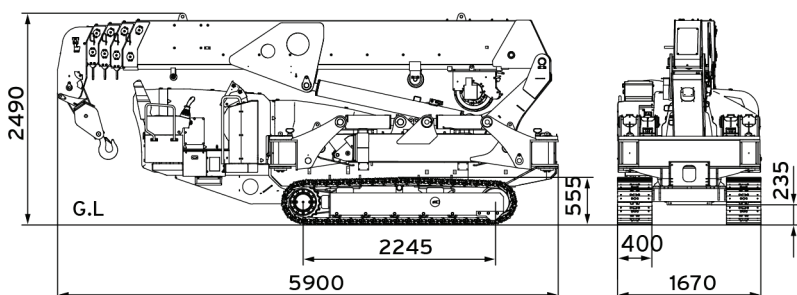
Track dimensions	2245mm (L) x 400mm (w)
------------------	------------------------



## WORKING RANGE



This working range chart shows total rated load including boom and jib deflection.



COUNT ON US

0800 440 558 | [prestonhire.co.nz](http://prestonhire.co.nz)

# LOAD CHART SUPERCRANE™

## 815

### LOAD CHART

Total rated load (6 falls) with Outriggers at Maximum position

unit: kg

Working radius (m)	Total rated load (kg)									
	Boom 1		Boom 1+2		Boom 1+2+3		Boom 1+2+3+4		Boom 1+2+3+4+5	
	N mode	P mode	N mode	P mode	N mode	P mode	N mode	P mode	N mode	P mode
2.4	8090	8090	6390	6390	4690	4690				
2.5	7690	7690	6390	6390	4690	4690	3390	3390		
3.0	6390	6390	6390	6390	4690	4690	3390	3390		
3.5	5490	5490	5490	5490	4690	4690	3390	3390	2390	2390
4.0	4790	4790	4790	4790	4690	4690	3390	3390	2390	2390
4.5	4190	4190	4190	4190	4090	4090	3390	3390	2390	2390
4.92	3790	3790	3790	3790	3690	3690	3390	3390	2390	2390
5.0			3790	3790	3690	3690	3390	3390	2390	2390
6.0			3190	3190	3090	3090	2790	2790	2390	2390
7.0			2690	2690	2590	2590	2390	2390	1990	1990
8.0			2290	2290	2090	2190	2090	2090	1690	1690
8.39			2090	2090	1890	1990	1890	1990	1590	1590
9.0					1690	1890	1690	1890	1490	1490
10.0					1290	1490	1290	1490	1290	1390
11.0					1040	1190	1040	1190	1040	1190
11.86					890	1040	890	1040	890	1040
12.0							890	1040	890	1040
13.0							840	990	840	990
14.0							740	840	740	840
15.0							640	740	640	740
15.33							590	690	590	690
16.0									590	690
17.0									490	590
18.0									440	540
18.8									340	440

\*The rated total load chart is based on the actual working radius including boom deflection.

\*The weight of hook block (6 falls-90kg) must be included as part of the load shown in the rated total load chart.

\*N mode applies to 360 deg slew range, P mode is available only for certain slew area.

\*Due to improvements, the rated total load charts are subject to change without notice.





 **Auckland**

 **Wellington**

 **Christchurch**



## **SPECIALISED EQUIPMENT HIRE SOLUTIONS**

### **Service Facility Location**

**Preston Hire - New Zealand**  
31 Patiki Rd,  
Avondale, Auckland 1026  
[nzsales@prestonhire.co.nz](mailto:nzsales@prestonhire.co.nz)

*\*Preston Hire available across Oceania*



**COUNT ON US**